



**Skylight**  
.co.uk



**Skylight International Ltd.**

Product brochure

# Why choose Skylight?

Skylight's innovative glass skylights and glazing systems are created to let light flood in.

From the tiniest cottage to the grandest of grand designs, Skylight has a rooflight solution designed to light up your life.

Designed and manufactured in Glasgow to the highest Clydebuilt standards of quality and durability, Skylight's glass roofing solutions use a unique framing system which means less framework and more glass, and come with triple glazing as standard.

Made in Scotland, our stylish skylights are built to last. Using sophisticated, innovative design and advanced energy-efficient technology, our range of rooflights will let you see your property in a whole new light.

With clients from the domestic, private, commercial and local authority sectors across the UK, Skylight provides an extensive range of standard or bespoke skylights and glazing systems.

Our superb rooflights are specifically designed, manufactured and installed to fit each client's particular needs, whether large scale public sector project, renovation, new build, or dream home.



**Installation  
Service**



**Customisable**



**Thermally  
Efficient**



**Made in U.K**

## Tested and Certified

Our best selling product, Glazelite, was granted the 'Secured by Design' licence for exceptional burglary resistance.

Glazelite BR1 and Glazelite BR2 are models of our standard glazelite which is designed with security as a priority.

They are tested and certified to **STS202 BR1** and **STS202 BR2** respectively (in accordance with 2015 edition of The Building Regulations 2010, Approved Document Q).

### TYPICAL SIZES

900 x 900mm  
1000 x 1000mm  
1000 x 1500mm  
1200 x 1200mm  
1500 x 1500mm



Customisable

A **SECURE**  
OPTION



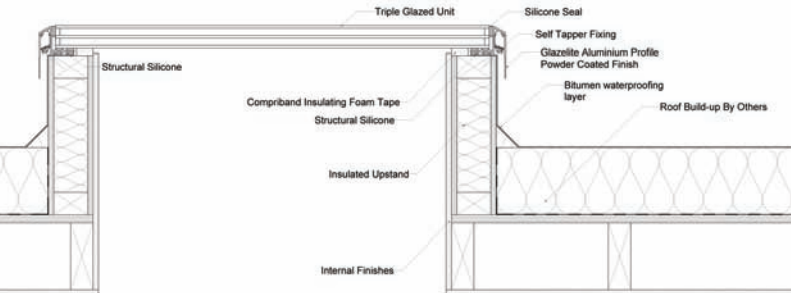
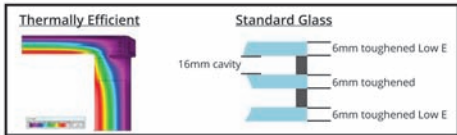
glazelite

The standard Glazelite's thermal efficiency has been assessed in accordance with **BR443**, **BS EN ISO 10077-2** and **BS EN ISO 10211**. The Glazelite is mounted on an insulated upstand which can also be provided by Skylight.

At Skylight International, we invest heavily in product development. Speak to us to find out more about the heat transmittance of our products.



The high thermal performance of the Glazelite is achieved by smart design and selection of high quality components. Our highly efficient triple glazed units are standard in the Glazelite, (centre pane U-value of 0.6 W/m<sup>2</sup>K).



A photograph of a slate roof with a large, dark-framed skylight installed. The skylight is rectangular and set into the roof's slope. The surrounding roof is covered in grey slate tiles. The sky is blue with some clouds, and green foliage is visible on the right side.

slatelite

Slatelite is one of the company's best selling rooflight products in the range. The Slatelite is designed to be watertight on a traditional slate roof and will allow optimal indoor illumination.

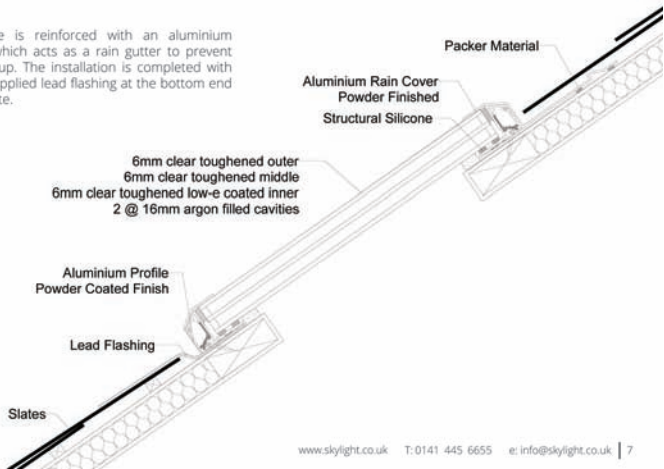
Like all the other products made by Skylight International, it features high performance, argon filled energy saving glazing units.

**A BRIGHTER  
OPTION**

**STANDARD GLASS SIZES**

1000 x 1000mm    1000 x 2000mm  
1000 x 1500mm

The Slatelite is reinforced with an aluminium rain cover which acts as a rain gutter to prevent water build-up. The installation is completed with customer supplied lead flashing at the bottom end of the Slatelite.





ridgelite

Ridgelite is a versatile design that can be mounted on a pitched roof (slated or other materials). The structural frame of the Ridgelite is kept to a minimum in order to maximise natural light illumination.

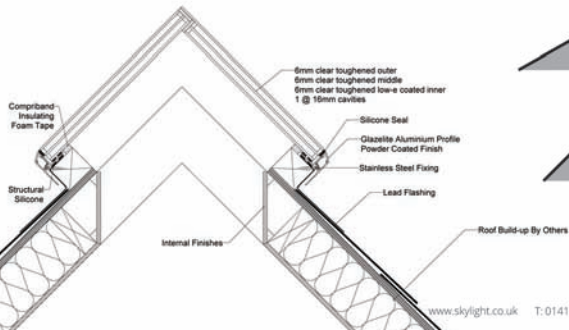


A **UNIQUE**  
OPTION



The featured design comes in various sizes and angles. Our team of engineers at Skylight International can develop bespoke designs to your exact requirements.

### Typical Angles



# Bespoke Designs

At Skylight, we will work to your exacting requirements to achieve the desired result. We have a host of experience on a variety of bespoke products. Our team can provide you with the design and engineering support needed for your project.

You can view some of our previous projects on our website gallery which includes clients such as a luxury hotel, Strathclyde Fire & Rescue and Grand Designs house of the year winner.





## Walk-On glazelite

The walk-on Glazelite is capable of supporting heavy loads. Similar to the other products in the Skylight range, a heavy duty triple glazing unit is integrated into the design. This is an ideal solution where durability and reliability is needed, such as a green or living roof.

### STANDARD GLASS SIZES

1000 x 1000mm	1000 x 2500mm
1000 x 1500mm	1000 x 2000mm
1200 x 1200mm	





House No.7,  
Isle of Tiree  
Photographer: David Barbour  
Architect: Denizen Works



**Skylight International Ltd.**  
75 Birkmyre Road, Govan  
Glasgow, G51 3JH

[www.skylight.co.uk](http://www.skylight.co.uk)  
T: 0141 445 6655  
e: [info@skylight.co.uk](mailto:info@skylight.co.uk)